

OVERVIEW

MOTOR SPECIFICATIONS

FIELDBUS OPTIONS

BRAKE OPTIONS

CONNECTIVITY

PERIPHERALS

POWER SUPPLIES & SHUNTS

GEAR HEADS

SOFTWARE

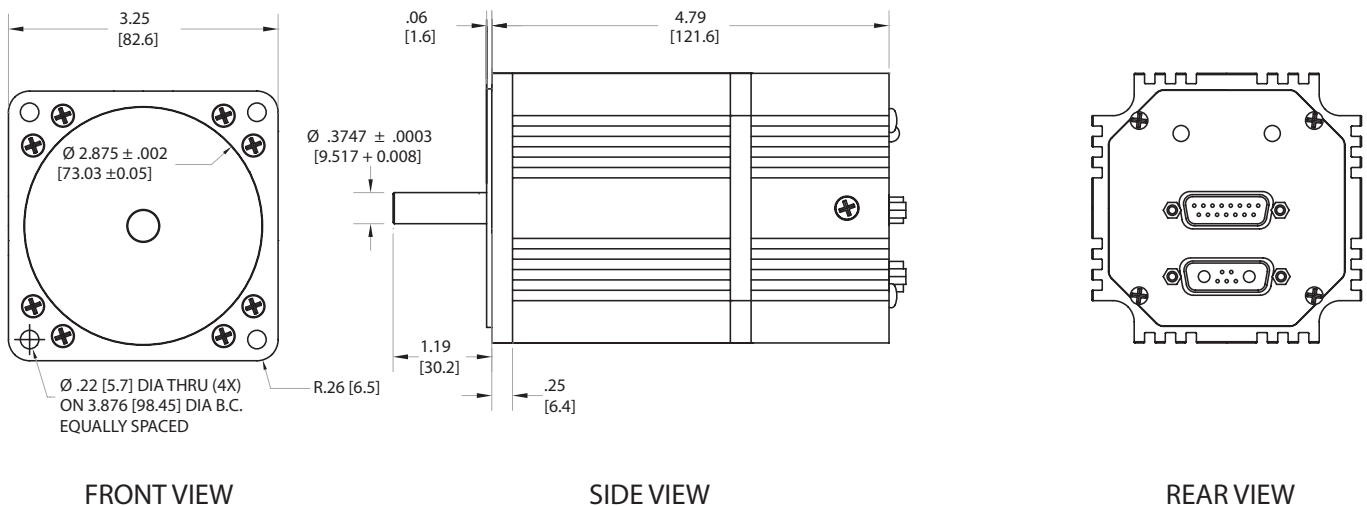
APPENDIX

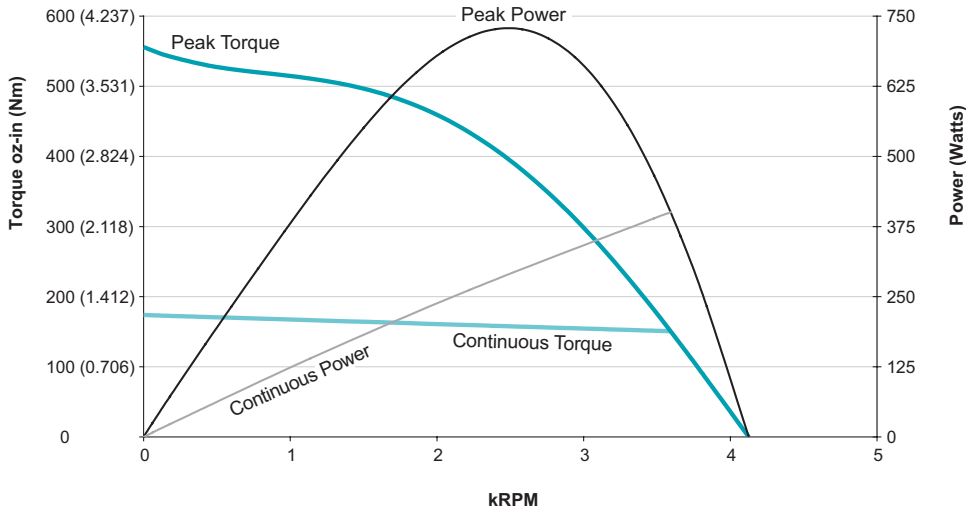
SM3430D-PLS2		
Continuous Torque	10.87	in-lb
	174	oz-in
	1.23	N-m
Peak Torque	34.75	in-lb
	556	oz-in
	3.93	N-m
Nominal Continuous Power	400	Watt
No Load Speed	4,100	RPM
Continuous Current @ Nominal Power	10.9	Amps
Voltage Constant	12.1	V/kRPM
Winding Resistance	0.9	ohms
Encoder Resolution	8,000	Counts/Rev
	0.019	oz-in-sec ²
Rotor Inertia	13.422	10 ⁻⁶ Kg-m ²
	4.5	lb
Weight	2.04	kg
	0.375	in
Shaft Diameter	9.53	mm
	15	lb
Shaft, Radial Load	6.80	kg
	3	lb
Shaft, Axial Thrust Load	1.36	kg
EtherNet Available		
DeviceNet Available	Yes	
ProfiBus Available	Yes	
CanOpen Available		



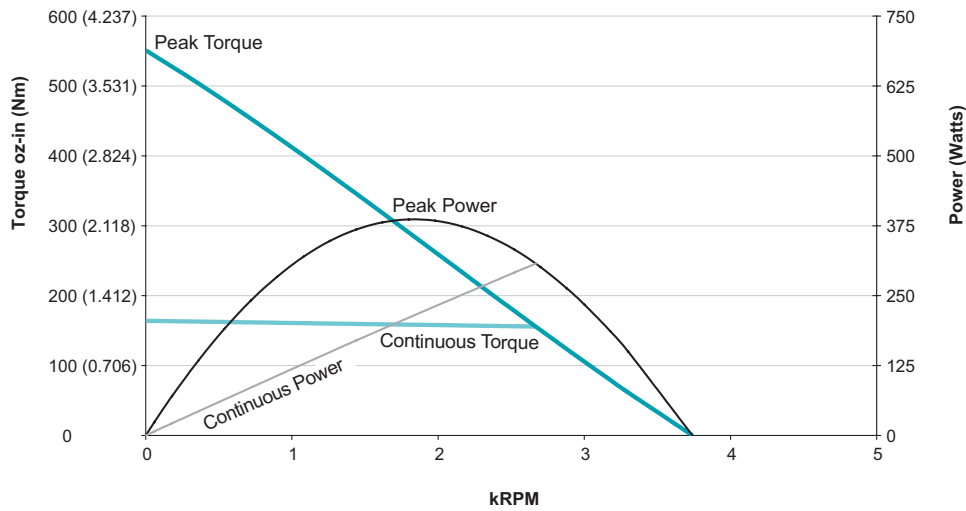
Animatics SmartMotor SM3430D-PLS2 (No Options) CAD Drawing

in [mm]

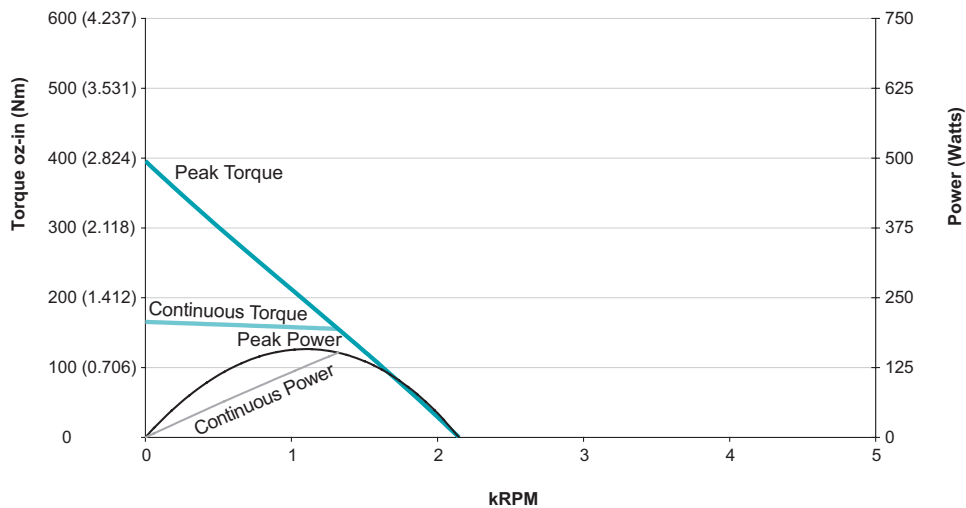




**SM3430D-PLS2
at 48 VDC
at rise to 85°C**



**SM3430D-PLS2
at 42 VDC
at rise to 85°C**



**SM3430D-PLS2
at 24 VDC
at rise to 85°C**