

OVERVIEW

MOTOR SPECIFICATIONS

FIELD BUS OPTIONS

BRAKE OPTIONS

CONNECTIVITY

PERIPHERALS

POWER SUPPLIES & SHUNTS

GEAR HEADS

SOFTWARE

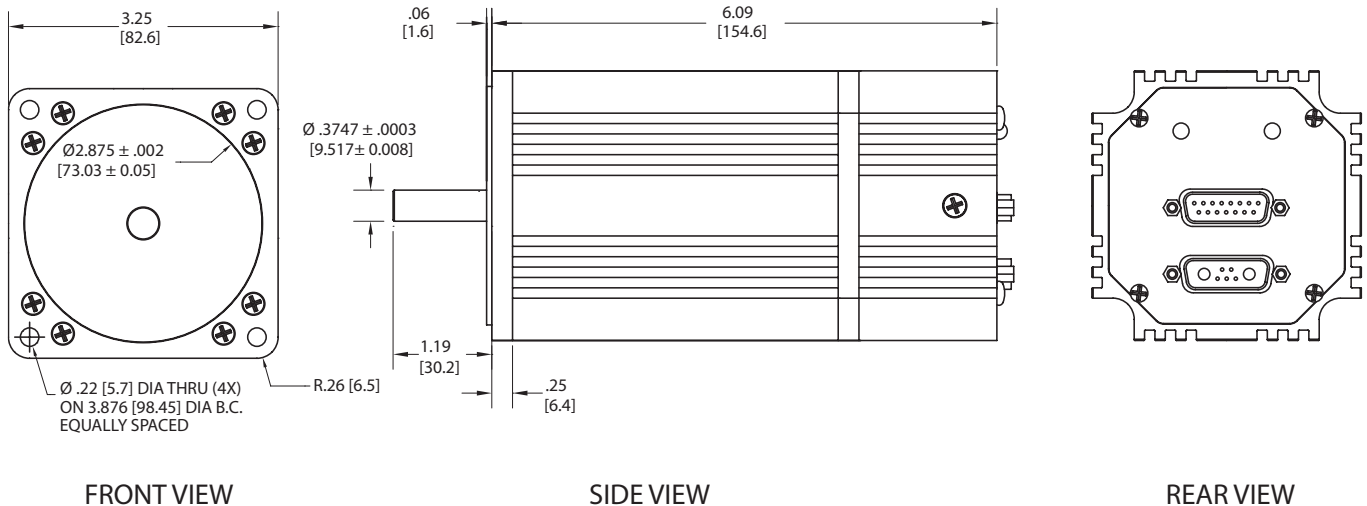
APPENDIX

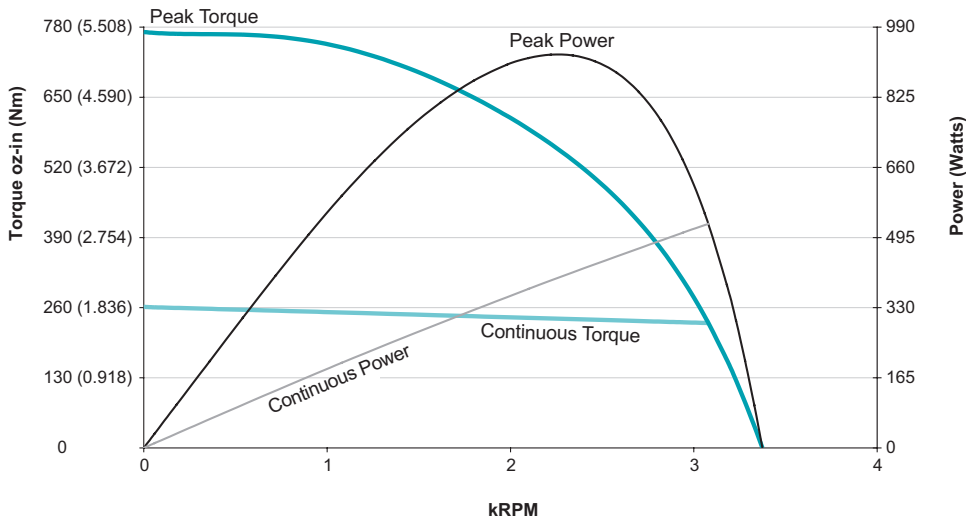
SM3440D-PLS2		
Continuous Torque	16.34	in-lb
	261	oz-in
	1.85	N-m
Peak Torque	48.19	in-lb
	771	oz-in
	5.44	N-m
Nominal Continuous Power	527	Watt
No Load Speed	3,300	RPM
Continuous Current @ Nominal Power	14.1	Amps
Voltage Constant	13.7	V/kRPM
Winding Resistance	0.6	ohms
Encoder Resolution	8,000	Counts/Rev
Rotor Inertia	0.03	oz-in-sec ²
	21.192	10 ⁻⁶ Kg-m ²
Weight	6.5	lb
	2.95	kg
Shaft Diameter	0.375	in
	9.53	mm
Shaft, Radial Load	15	lb
	6.80	kg
Shaft, Axial Thrust Load	3	lb
	1.36	kg
EtherNet Available		
DeviceNet Available		Yes
ProfiBus Available		Yes
CanOpen Available		



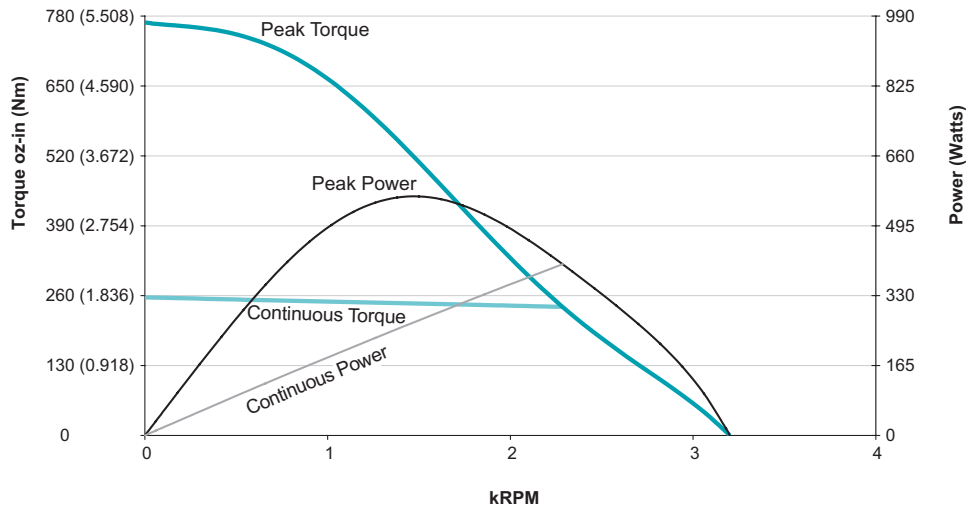
Animatics SmartMotor SM3450D-PLS2 (No Options) CAD Drawing

in [mm]

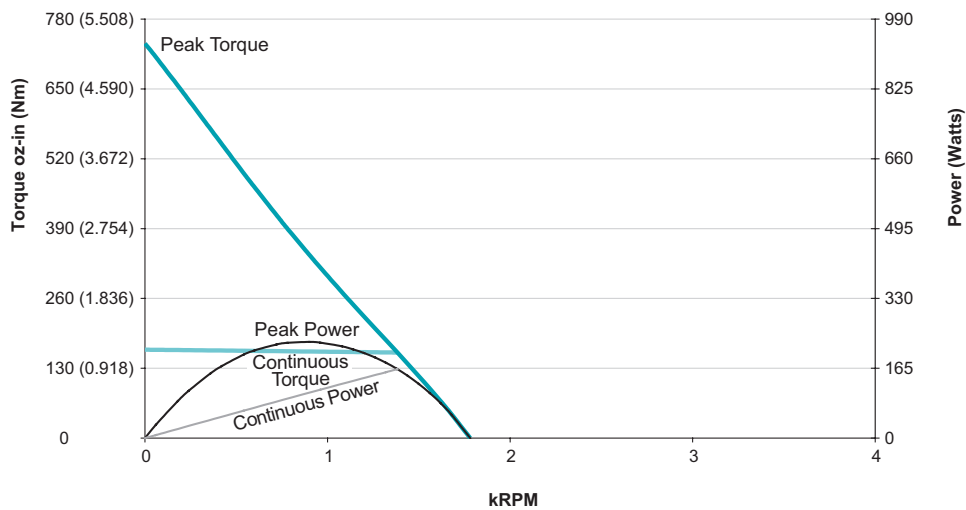




SM3450D-PLS2
at 48 VDC
at rise to 85°C



SM3450D-PLS2
at 42 VDC
at rise to 85°C



SM3450D-PLS2
at 24 VDC
at rise to 85°C