




Extended Capabilities OEM Series



NEW ★
VERSION



**SM2316DT-PLS2
& SM2316D-PLS2
NOW
200 WATTS!**

Smart Motor Series		SM2316D-PLS2	SM2316DT-PLS2
--------------------	--	--------------	---------------

Continuous Torque @ 48V	in-lb	2.50 ★	4.62 ★
	oz-in	40	74
	Nm	0.28	0.52
Peak Torque	in-lb	4.00 ★	7.44 ★
	oz-in	64	119
	Nm	0.45	0.84
Nominal Continuous Power	hp	0.23	0.27
	KW	0.17	0.20
No Load Speed	RPM	10,400	5,200
Voltage Constant	V/kRPM	4.45	9.08
Winding Resistance	ohms	1.0	0.74
Peak Current	Amps	6.63	6.63
Continuous Current	Amps	5.45	5.98
Encoder Resolution	counts/Rev	4,000	4,000
Rotor Inertia	oz-in-sec ²	0.00099	0.0010
	10 ⁻⁵ -kg-m	0.70	0.727
Poles		8	8
Slots		12	12
Shaft Diameter	inches	0.250	0.250
	cm	0.635	0.635
Weight	lbs	1.00	1.30
	kg	0.45	0.61
Length	inches	2.30	2.30
	cm	5.8	5.8
Width	inches	2.25	2.25
	cm	5.72	5.72
Ratio Camming		✓	✓
RS485 on Ports E and F		✓	✓
Plus Firmware Available		✓	✓
Encoder Follow/Gearing		✓	✓

★ **More Power!**

★ **More Features**

★ **PLUS version Firmware Standard!**

Same Size

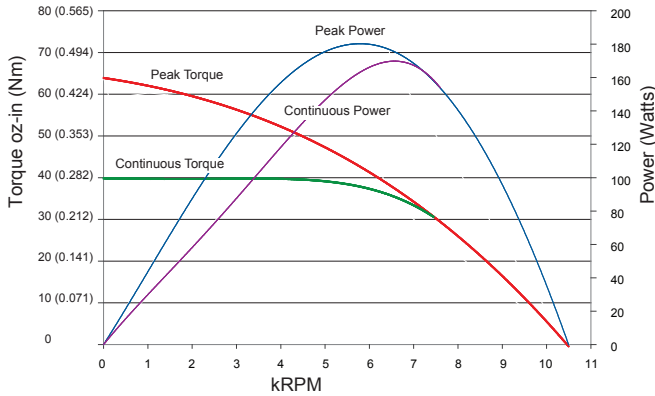
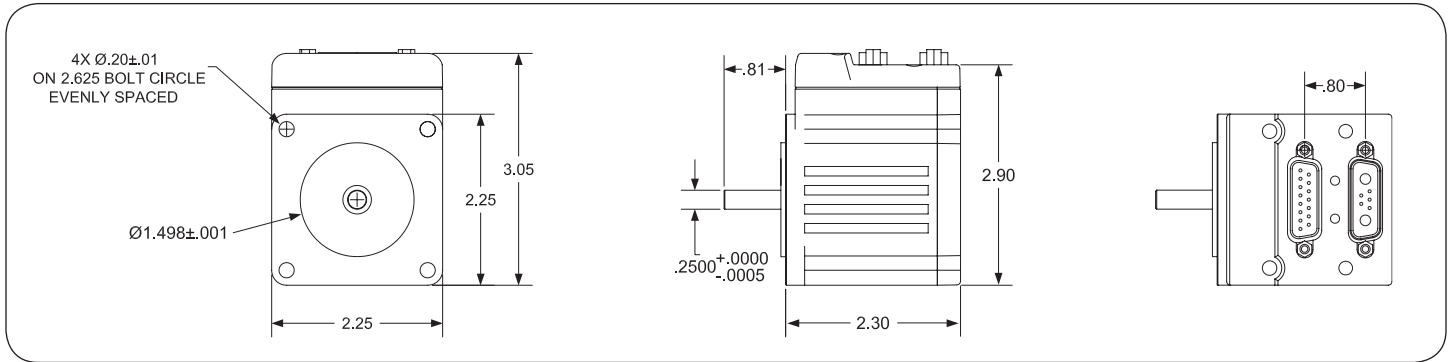
This greatly increases performance in applications such as: traverse-and-take-up with automatic reversal on soft limit, high moment loading deceleration in Vertical Load applications and high speed position capture events.

Features & Benefits:

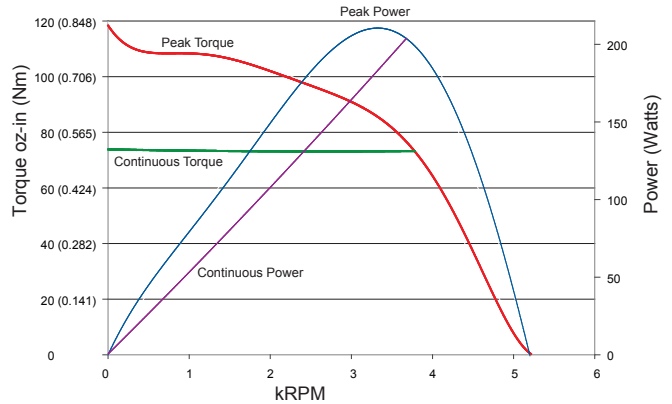
- ★ Up to 200 Watts Continuous at the shaft (SM2316DT-PLS2 @ 48 VDC Supply)
- ★ New Overcurrent control can sustain full continuous power after peak load demands
- ★ Advanced Drive Capabilities Include:
 - Mode-Torque-Brake (MTB), Interrupt Driven Dynamic Braking on Fault
 - Trajectory Overshoot Braking (TOB) (PWM controlled Dynamic Deceleration)
- ★ Interrupt Fault Handler calls subroutine within 250 microseconds of fault
- ★ Software Programmable Over Travel Limits
- ★ Interrupt Input Captures Position within microseconds for precise registration
- ★ Increased resolution to 4000 Count/Rev



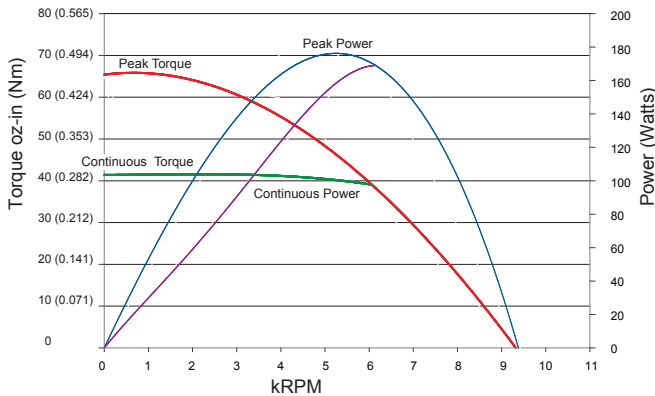
CANOpen	Ethernet	Profibus	Ethernet w/Brake	Brake
---------	----------	----------	------------------	-------



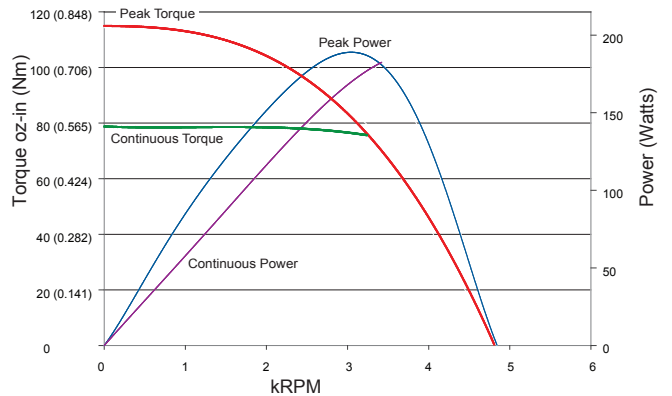
SM23 I6D-PLS2 at 48 VDC at rise to 85°C



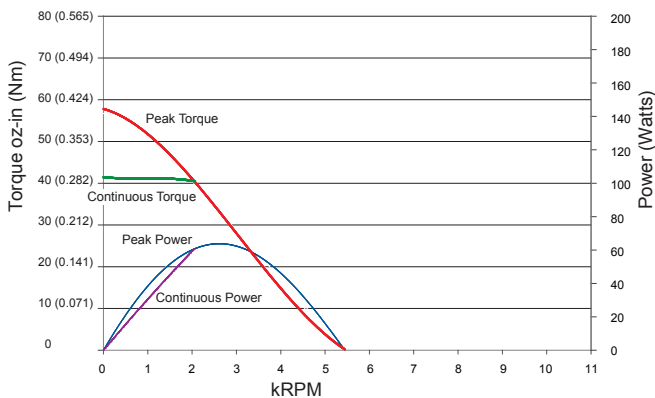
SM23 I6DT-PLS2 at 48 VDC at rise to 85°C



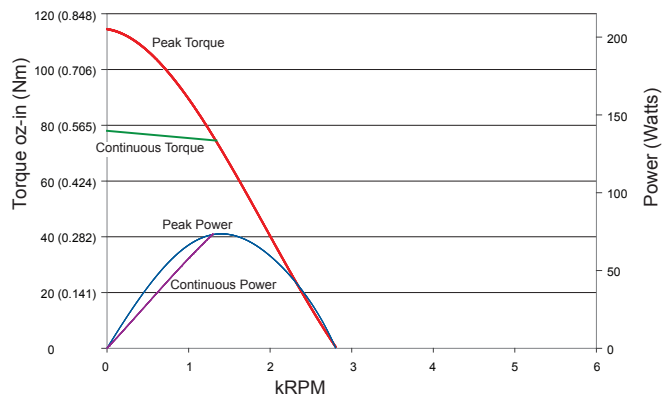
SM23 I6D-PLS2 at 42 VDC at rise to 85°C



SM23 I6DT-PLS2 at 42 VDC at rise to 85°C



SM23 I6D-PLS2 at 24 VDC at rise to 85°C



SM23 I6DT-PLS2 at 24 VDC at rise to 85°C

All torque curves were derived under dynamometer testing at an ambient temperature of 27°C with a heat rise of level shown for continuous curves. These are maximum values obtained for dyno tested torques as shown in the catalog which can be found at www.oem-dynamics.com.