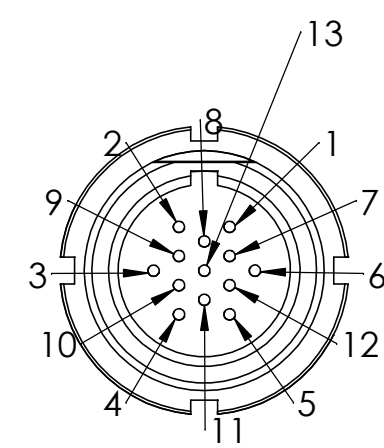
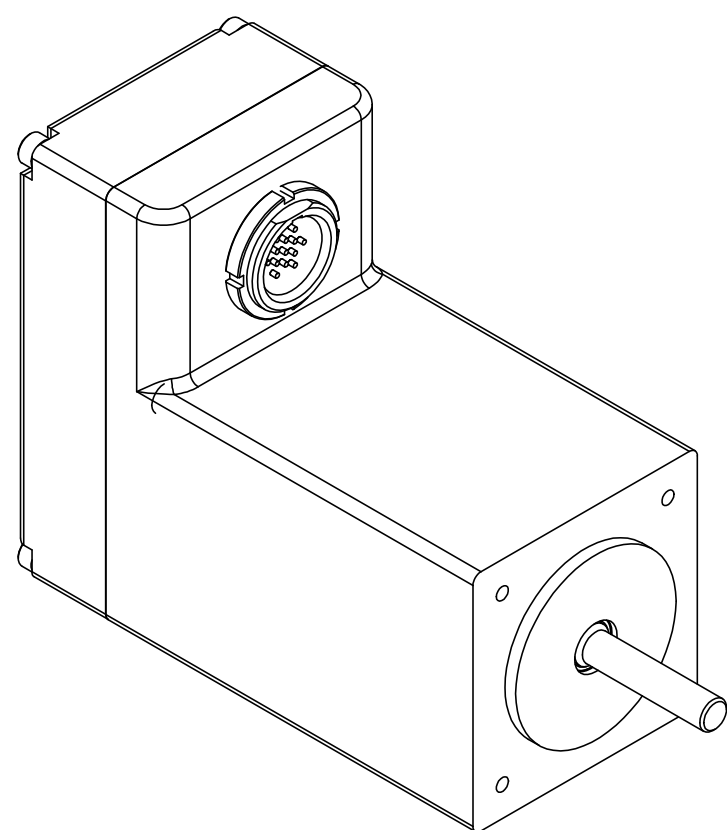


THIS TECHNICAL DATA/DRAWING/DOCUMENT CONTAINS INFORMATION THAT IS PROPRIETARY TO, AND IS THE EXPRESS PROPERTY OF MOOG INC. EXCEPT AS EXPRESSLY GRANTED BY CONTRACT OR BY OPERATION OF LAW AND IS RESTRICTED TO USE BY ONLY MOOG EMPLOYEES AND OTHER PERSONS AUTHORIZED IN WRITING BY MOOG OR AS EXPRESSLY GRANTED BY CONTRACT OR BY OPERATION OF LAW. NO PORTION OF THIS DATA/DRAWING/DOCUMENT SHALL BE REPRODUCED OR DISCLOSED OR COPIED OR FURNISHED IN WHOLE OR IN PART TO OTHERS OR USED BY OTHERS FOR ANY PURPOSE WHATSOEVER EXCEPT AS SPECIFICALLY AUTHORIZED IN WRITING BY AN AUTHORIZED SIGNATORY OF MOOG INC.

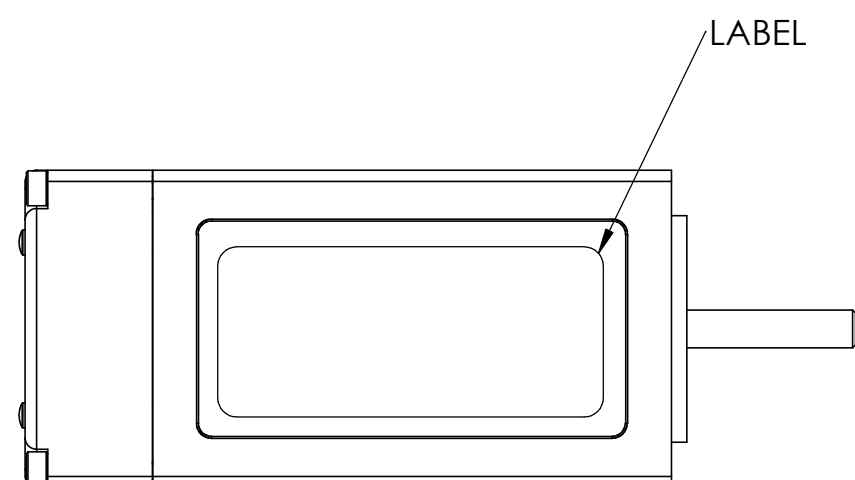
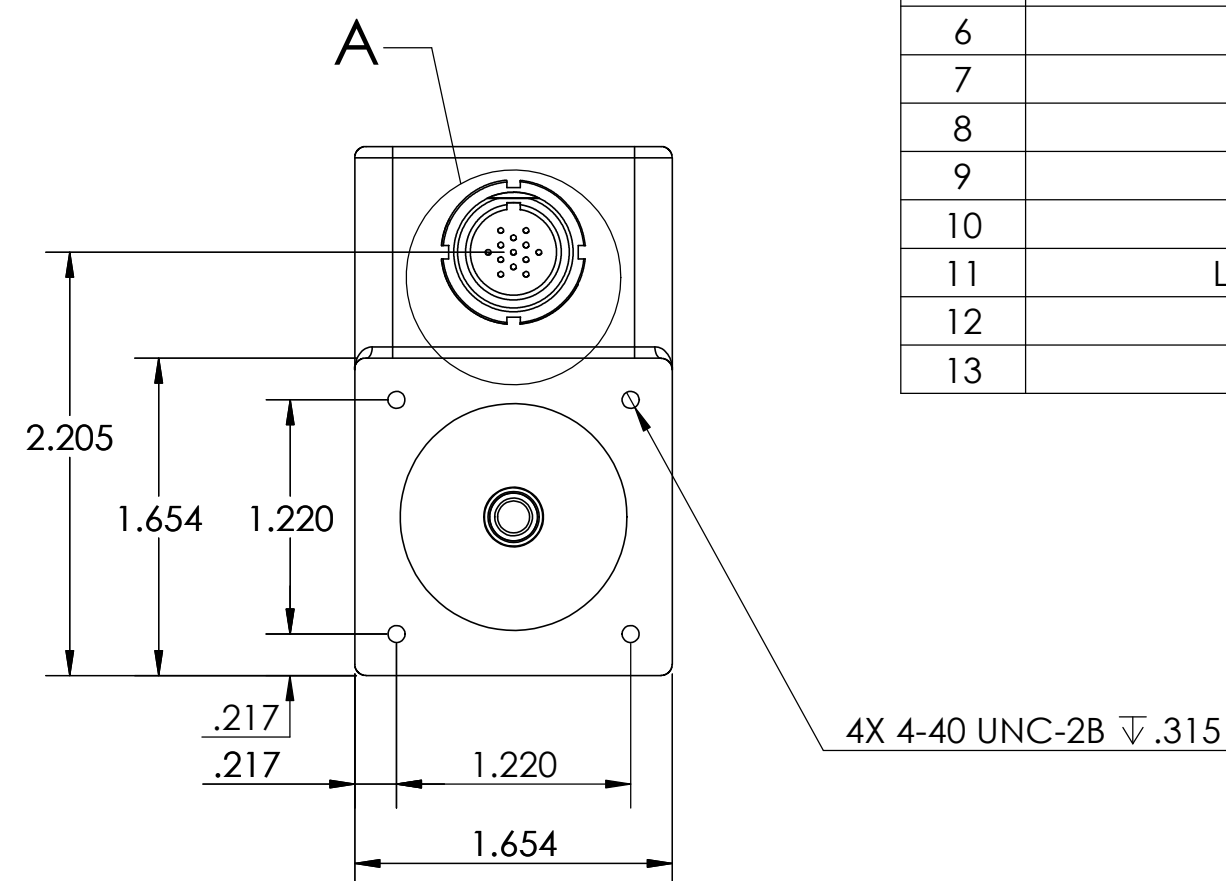
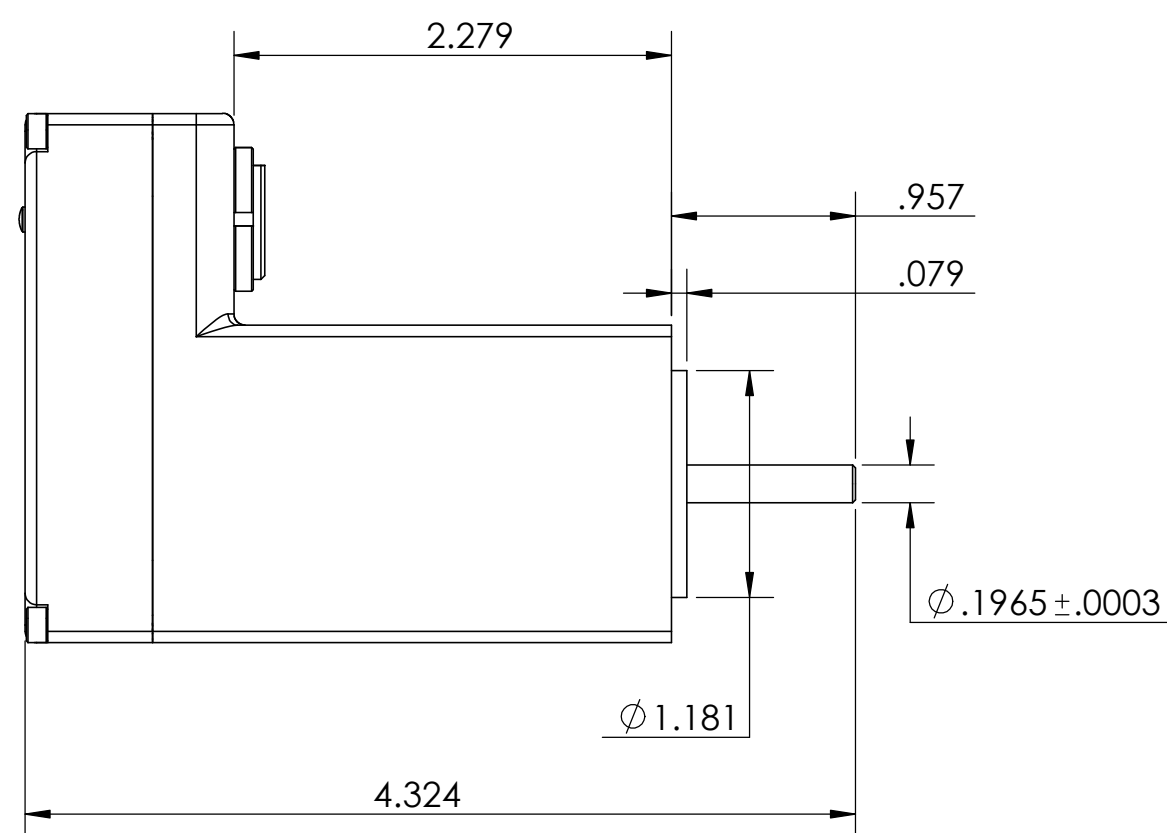
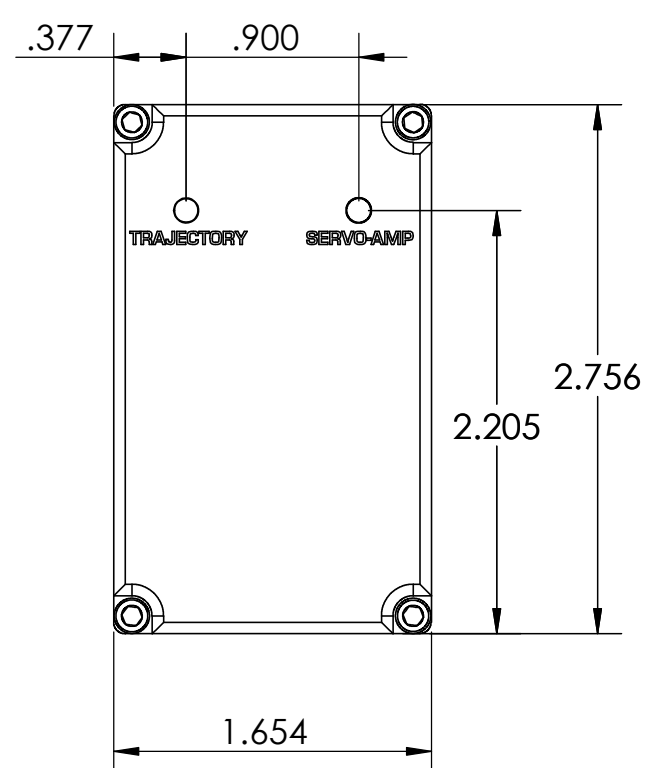
REVISION HISTORY			
REV.	ECN	DESCRIPTION	DATE
E	SC001560	UPDATE SM17205M-LTR	2018/08/14

Notes:  
I. INTERPRET DRAWING PER ASME Y14.100 AND ASME Y14.5.



**DETAIL A**  
SCALE 2 : 1

PIN	SIGNAL
1	+48v MOTOR POWER IN
2	MOTOR POWER RETURN (COMMON)
3	RS-422 RX-
4	HEATER POWER RETURN (OPTIONAL)
5	+48V HEATER POWER IN (OPTIONAL)
6	DISCRETE I/O 2
7	DISCRETE I/O 1
8	DISCRETE I/O 0
9	RS-422 RX+
10	RS-422 TX+
11	LOGIC GROUND
12	DISCRETE I/O 3
13	RS-422 TX-



UNLESS OTHERWISE SPECIFIED DIMENSIONS ARE IN INCHES TOLERANCES ARE: DECIMALS .XX ±.010 ANGLES ±0°30' .XXX ±.005 FRACTIONS ±1/64 .XXXX ±.0005		CAD GENERATED DRAWING, DO NOT MANUALLY UPDATE				750 WEST SPROUL ROAD SPRINGFIELD, PA 19064	
DO NOT SCALE DRAWING		APPROVALS		DATE		TITLE	
MATERIAL		DRAWN		08/14/2018		SM17205M-LTR	
FINISH		ENGR		MFG ENGR		SIZE	
3		4		QA		C	
						CAGE CODE	
						1K426	
						DWG. NO.	
						SM17205M-LTR	
						SCALE	
						1:1	
						SHEET 1 OF 1	
						REV.	
						E	