

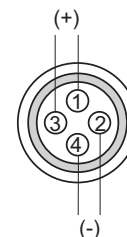
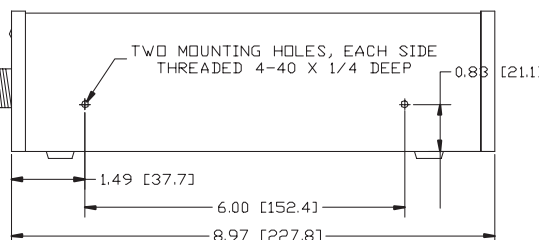
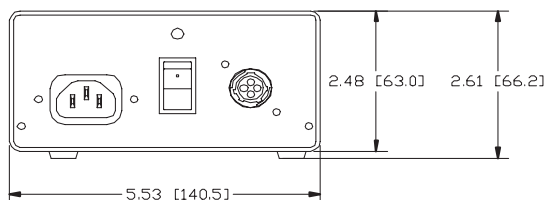
# Enclosed DC Power Supplies

- Enclosed linear unregulated power supplies
- PC-type AC power cord
- 4 pin AMP connector on output
- Internally fused on both primary and secondary side
- Toroid transformer for minimal voltage drop and minimal EMI

Includes AC Power Cord and KITDC1 connector kit (see page 74)



Part Number	Input Voltage	Hz AC	No Load Voltage	Full Load		Nominal Wattage	Weight (Nom.)
				Voltage	Current		
<b>PS24V8AG-110</b>	110VAC	60	25 VDC	19 VDC	8 Amps	152 W	6.5 lbs (3 kg)
<b>PS42V6AG-110</b>	110VAC	60	46 VDC	38.7 VDC	6.5 Amps	251 W	7 lbs (3.2 kg)
<b>PS42V6A-220CE</b>	220 VAC	50-60	46 VDC	38.7 VDC	6.5 Amps	251 W	7 lbs (3.2 kg)



**NOTE:** Either pair of Power Pins can handle full load rating

\* All sizes are given in inches, sizes in brackets are in mm

## PWR116V

Enclosed Laptop Type Power Supply

This Power Supply connects directly to:

- CBLSM1-DEMO
- SmartBox™
- SmartBoxBCD™

It is ideal for desktop testing of SmartMotors™ and will easily run an unloaded SmartMotor for programming and evaluation testing.

Input: 120-240VAC 50/60Hz  
 Output: 24VDC, 2.1Amps, 50 Watts  
 Connector Type: 2.1x5mm coax DC Power Connector  
 Cable Length ~1meter  
 RoHS/CE Certified



## CBLAC4

AC Power Cable for PWR116V Power Supply above.

Standard 2 prong US AC plug  
 ~1 Meter length

