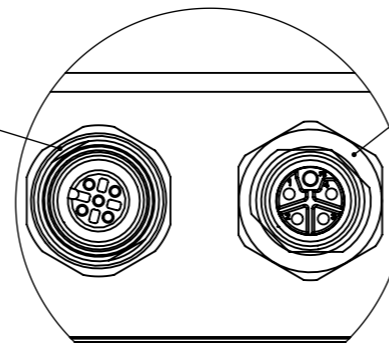
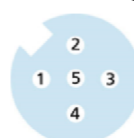
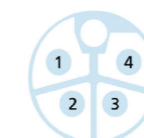


M12 5-PIN FEMALE  
CAN BUS

M12 4-PIN MALE  
POWER



Detail A



CAN BUS			
PIN	FUNCTION	SPECIFICATION	WIRE CLR
1	NC	-	
2	NC	-	RD
3	NC	-	BK
4	CAN H	1MBaud Max (non-isolated)	WH
5	CAN L	1MBaud Max (non-isolated)	BU

POWER			
PIN	FUNCTION	SPECIFICATION	WIRE CLR
1	MAIN POWER	+20-48 VDC	BN
2	CONTROL POWER	+20-48 VDC (DE-Option)	WH
3	GND-MAIN-PWR	Ground Main Power	BU
4	GND-CNTRL-PWR	Ground Control Power	BK

Allgemeintol. nach ISO 2768-mK Standard toler. acc. ISO 2768-mK		A3		Moog Memmingen GmbH / Germany / www.moog-memmingen.com		Ersatz für / Replace for:	
-		DATUM DATE	NAME NAME	MAßSTAB SCALE	FARBE / OBERFLÄCHE COLOR / SURFACE		<b>MOOG</b>
-		22.05.2019	F.Ziesenis	1:2			
-		Zul. bear. Last cha.	21.11.2019	K. Umeri			
ANDERUNG CHANGE		VERS. VERS.	DATUM DATE	NAME NAME		MATERIAL / MATERIAL:	
Erstfassung / Initial Drawing		1	22.05.2019	F.Ziesenis		BENENNUNG / TITLE:	
Title changed & inch dimensions added		2	20.11.2019	K. Umeri		SM34165ST-BRK-C	
						ARTIKEL-NR. / ARTICLE-NR.:	
						BLATT SHEET 1/1	
						VERSION VERSION 02	