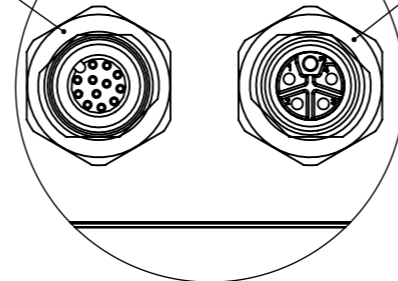
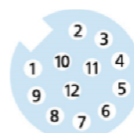
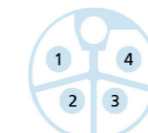


M12 12-PIN FEMALE
COMMUNICATION AND I/O

M12 4-PIN MALE
POWER



Detail A



COMMUNICATION AND I/O			
PIN	FUNCTION	SPECIFICATION	WIRE CLR
1	I/O - 0	25mA Sink or Source 10Bit 0-5VDC A/D	BN
2	I/O - 1	25mA Sink or Source 10Bit 0-5VDC A/D	BU
3	I/O - 2	25mA Sink or Source 10Bit 0-5VDC A/D	WH
4	I/O - 3	25mA Sink or Source 10Bit 0-5VDC A/D	GN
5	I/O - 4	or configurable as: RS485 A Channel (1)	PK
6	I/O - 5	or configurable as: RS485 A Channel (1)	YE
7	ENC A OUT	Phase A Encoder Output	BK
8	ENC B OUT	Phase B Encoder Output	GY
9	RS232 Tx	115,2 Kbaud Max	RD
10	RS232 Rx	115,2 Kbaud Max	VT
11	+5VDC OUT	50mA Max (total)	GY/PK
12	SIG GND	Signal Ground	RD/BU

POWER			
PIN	FUNCTION	SPECIFICATION	WIRE CLR
1	MAIN POWER	+20-48 VDC	BN
2	CONTROL POWER	+20-48 VDC (DE-Option)	WH
3	GND-MAIN-PWR	Ground Main Power	BU
4	GND-CNTRL-PWR	Ground Control Power	BK

Allgemeintol. nach ISO 2768-mK Standard toler. acc. ISO 2768-mK		A3		Moog Memmingen GmbH / Germany / www.moog-memmingen.com		Ersatz für / Replace for:		
-		DATUM DATE	NAME NAME	MATSTAB SCALE	FARBE / OBERFLÄCHE COLOR / SURFACE			
-		22.05.2019	F.Ziesenis	1:2				
-		Zul. bear. Last cha. 21.11.2019	K. Umeri					
-		MATERIAL / MATERIAL:		BENENNUNG / TITLE: SM34165ST-BRK-EO				BLATT SHEET 1/1
-		-		ARTIKEL-NR. / ARTICLE-NR.:				VERSION VERSION 02